


## VISICALC\*




INTERACTIVE ELECTRONIC WORKSHEET

**YES**



ON-LINE REFERENCE GUIDE

**NO**



"NAMING" OF CELLS OR AREAS

**NO**



PLAIN ENGLISH PROMPTS

**NO**



INDIVIDUAL COLUMN WIDTHS

**NO**




EXTENSIVE FORMATTING CAPABILITIES

**NO**




PROTECTED CELLS

**NO**



MULTIPLE, LINKED WORKSHEETS

**NO**



SORTING CAPABILITY

**NO**

# VisiCalc<sup>®</sup> was a swell idea for then.

**The next generation.** First generation electronic worksheets were a good idea. They were early software management tools that could eliminate a lot of hours with a spreadsheet, calculator, pencil and eraser. Enter Multiplan, the next generation electronic worksheet that's as easy to use as it is useful.

**Make comparisons.** Compare Multiplan to any of the earlier electronic worksheets. We've given you some "prompts" above.

**Compare learning time.** Multiplan's tutorial book brings you up to speed. Fast. But Multiplan doesn't stop there. Multiplan's On-line Reference Guide gives you instant help if you have questions. It knows where you are in Multiplan and offers information related to your problem, right on the screen.

**Compare ease of use.** All Multiplan prompts are full length words or phrases. And Multiplan provides "naming," the ability to assign a plain English name to any

cell or area. "Gross Profit = Sales—Cost" rather than "AA44=AZ23—BK154." Which means you can work more intuitively. And faster.

**Compare utility.** Multiplan lets you link related worksheets so that information is transferred between them automatically. For instance, you can keep regional sales forecasts on separate sheets but link them with your overall company forecast. Then, just change the forecast for any region, and the company forecast sheet is updated automatically. Something you can't do with first generation worksheets.

**Compare reports.** Not just the work you can do, but the way you can present it. Multiplan's flexible formatting options allow you to produce presentation-quality reports. And its sorting capability lets you sort by either alphabetic or numeric order. So a sales manager who normally lists sales regions alphabetically could sort by amount sold and conveniently rank by sales performance. The

\*Based on features in releases VC-202B0-AP2 and VC-156Y0-IBM of VisiCalc on the Apple II and IBM-PC respectively.



#1 1 2 3 4 5 6 7

1  
2  
3  
4  
5  
6  
7  
8  
9  
10  
11  
12  
13  
14  
15  
16  
17  
18  
19  
20

COMMAND Alpha Blank Copy Delete Edit Format Goto Help Insert Lock Move Name Options Print Quit Sort Transfer Value Window

Select option or type command letter 100% Free Multiplan PROFIT 1

INTERACTIVE ELECTRONIC WORKSHEET

YES

COMMAND OVERVIEW

The Multiplan worksheet consists of a grid of up to 63 columns in width, and 255 rows in height. The screen has one or more windows into the worksheet and an area showing command message and status lines. The message line suggests the action to be taken or explains errors when they occur. The status line displays coordinates of the active cell, its contents, percentage of storage remaining, and worksheet name. There is a highlighted active cell on the worksheet. The highlight can be moved around by pressing the direction keys. The same keys are also used for scrolling the contents of windows. The Ctrl-PgUp keys may be used to go to row 1 (column 1) quickly.

The command menu offers a choice of commands. To get going, you need to:

1. Select an active cell. The direction keys may be used.
2. The same keys also select the worksheet in the window.
3. Select a command. There are two ways to do this. You can move the highlight to a command word using the F9 and F10 keys and then press (Enter). Or, type the first letter of the command.

HELP Resume Start Next Previous Applications Commands Editing Formulas Keyboard

Select option or type command letter 100% Free Multiplan PROFIT 2

ON-LINE REFERENCE GUIDE

YES

#1 1 2 3 4 5 6

1  
2  
3  
4  
5  
6  
7  
8  
9  
10  
11  
12  
13  
14  
15  
16  
17  
18  
19  
20

Region 1 Profit Forecast

	Jan	Feb	Mar	Apr	May
Sales	2000				
Cost	1300				
Gross Profit					

VALUE Sales - Cost  
Enter a formula  
R1C2

98% Free Multiplan PROFIT 3

"NAMING" OF CELLS OR AREAS

YES

#1 1 2 3 4 5 6

1  
2  
3  
4  
5  
6  
7  
8  
9  
10  
11  
12  
13  
14  
15  
16  
17  
18  
19  
20

Region 1 Profit Forecast

	Jan	Feb	Mar	Apr	May
Sales	2000				
Cost	1300				
Gross Profit	700				

COPY RIGHT number of cells: 11 starting at: R7C2-R12C2

Enter reference to cell or group of cells 98% Free Multiplan PROFIT 4

PLAIN ENGLISH PROMPTS

YES

#1 1 2 3 4 5

1  
2  
3  
4  
5  
6  
7  
8  
9  
10  
11  
12  
13  
14  
15  
16  
17  
18  
19  
20

Region 1 Profit Forecast

	Jan	Feb	Mar	Apr
Region 1 Sales	2000	2300	2420	2662
Region 1 Cost	1300	1430	1573	1730.3
Region 1 Gross Profit	700	770	847	931.7

FORMAT WIDTH in chars or default: 25 column: 1 through: 1

Enter a number or d for default 97% Free Multiplan PROFIT 5

INDIVIDUAL COLUMN WIDTHS

YES

#1 1 2 3 4 5

1  
2  
3  
4  
5  
6  
7  
8  
9  
10  
11  
12  
13  
14  
15  
16  
17  
18  
19  
20

Region 1 Profit Forecast

	Jan	Feb	Mar	Apr
Region 1 Sales	\$2,000.00	\$2,300.00	\$2,420.00	\$2,662.00
Region 1 Cost	1,300.00	1,430.00	1,573.00	1,730.30
Region 1 Gross Profit	\$700.00	\$770.00	\$847.00	\$931.70

Growth Rate = 10.0%  
Cost Factor = 65.0%

FORMAT OPTIONS commas: Yes No formulas: Yes(No)

Select option 97% Free Multiplan PROFIT 6

EXTENSIVE FORMATTING CAPABILITIES

YES

#1 1 2 3 4 5

1  
2  
3  
4  
5  
6  
7  
8  
9  
10  
11  
12  
13  
14  
15  
16  
17  
18  
19  
20

Region 1 Profit Forecast

	Jan	Feb	Mar	Apr
Region 1 Sales	\$2,000.00	\$2,200.00	\$2,420.00	\$2,662.00
Region 1 Cost	1,300.00	1,430.00	1,573.00	1,730.30
Region 1 Gross Profit	\$700.00	\$770.00	\$847.00	\$931.70

Growth Rate = 10.0%  
Cost Factor = 65.0%

LOCK FORMULAS

Enter Y to confirm 97% Free Multiplan PROFIT 7

PROTECTED CELLS

YES

#1 1 2 3 4 5

1  
2  
3  
4  
5  
6  
7  
8  
9  
10  
11  
12  
13  
14  
15  
16  
17  
18  
19  
20

The Company Sales Forecast

	Jan	Feb	Mar	Apr
Region 1 Sales	\$2,000.00	\$2,200.00	\$2,420.00	\$2,662.00
Region 2 Sales	\$1,900.00	\$2,118.50	\$2,362.13	\$2,633.77
Region 3 Sales				
Total Company Sales	\$3,900.00	\$4,318.50	\$4,782.13	\$5,295.77

EXTERNAL COPY from sheet: Region 3 to: R13C2 name: Sales lined: Yes/No

Enter name on external sheet 97% Free Multiplan SALES

MULTIPLE, LINKED WORKSHEETS

YES

#1 1 2 3 4 \*2 14

1  
2  
3  
4  
5  
6  
7  
8  
9  
10  
11  
12  
13  
14  
15  
16  
17  
18  
19  
20

The Company Sales Forecast

	Jan	Feb	Mar	Total
Region 2 Sales	\$1,900.00	\$2,118.50	\$2,362.13	\$44,481.68
Region 3 Sales	\$1,800.00	\$2,017.80	\$2,261.95	\$43,704.66
Region 1 Sales	\$2,000.00	\$2,200.00	\$2,420.00	\$42,766.57
Total Company Sales	\$5,700.00	\$6,336.30	\$7,044.08	\$130,954.90

SORT by column: 14 between rows: 7 and 13 order: 1

Select option 96% Free Multiplan SALES

SORTING CAPABILITY

YES

# Multiplan™ is a great idea for now.

result is a more meaningful and useful presentation of data. **Compare availability.** With Multiplan, you're not limited to a single range of computers. Multiplan is available for Apple® and for microcomputers that run MS™, DOS, XENIX™ or CP/M-80® operating systems. Multiplan supports both 40- and 80- columns on the Apple II.

**Compare the source.** Microsoft was the world's first microcomputer software company. Today, Microsoft software is running in well over a million installations, worldwide. Languages. Utilities. Business programs. All, maintained at the state-of-the-art.

**Compare for yourself.** Drop into your computer store. Compare Multiplan's powerful, user-oriented features to any electronic worksheet on the market. If you've been using VisiCalc, Multiplan's ability to directly utilize your VisiCalc files lets you easily upgrade to Multiplan. And that's just another of the many features designed

to make Multiplan the electronic worksheet for now. And years from now.

**BETTER TOOLS FOR MICROCOMPUTERS**

**MICROSOFT®**

Microsoft is a registered trademark, and Multiplan, XENIX, and MS are trademarks of Microsoft Corporation

VisiCalc is a registered trademark of VisiCorp

CP/M-80 is a registered trademark of Digital Research, Inc.

Apple is a registered trademark of Apple Computer, Inc.

Circle 318 on inquiry card.

